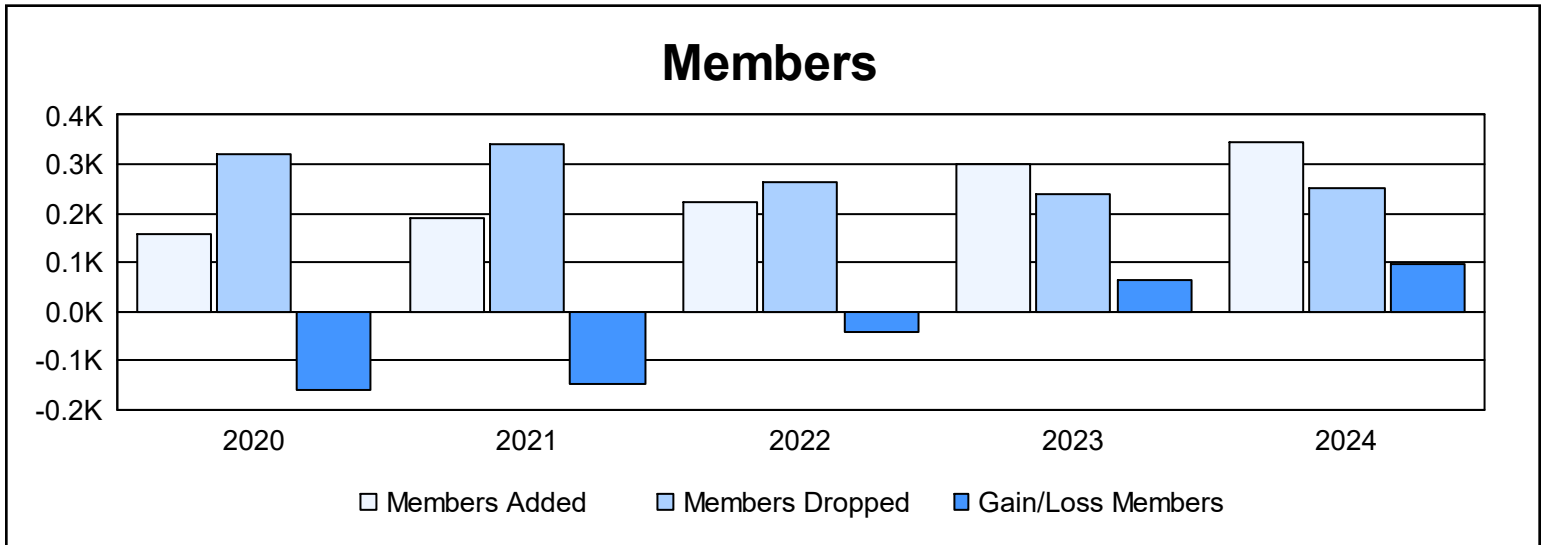
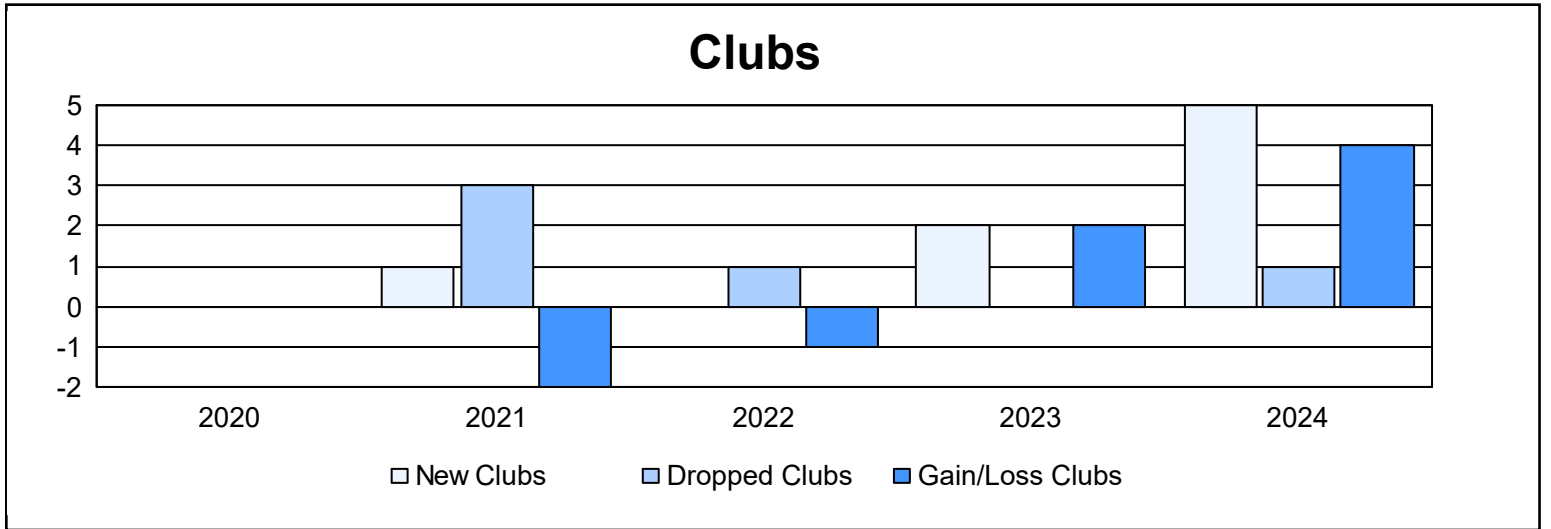
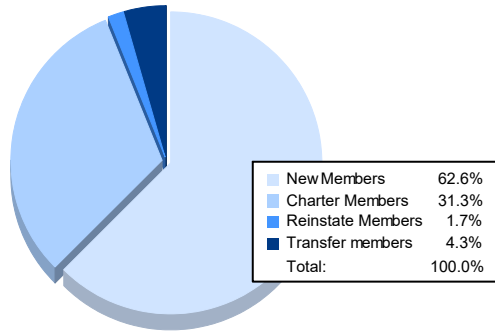


Year	New Clubs	Dropped Clubs	Gain/ Loss Clubs	New Members	Charter Members	Reinstate Members	Transfer Members	Total Member Added	Total Members Dropped	Gain/ Loss Members
2019-2020	0	0	0	139	2	6	11	158	319	-161
2020-2021	1	3	-2	133	19	21	19	192	341	-149
2021-2022	0	1	-1	191	3	3	27	224	265	-41
2022-2023	2	0	2	239	45	5	13	302	239	63
2023-2024	5	1	4	216	108	6	15	345	250	95
<b>Average</b>	<b>2</b>	<b>1</b>	<b>1</b>	<b>184</b>	<b>35</b>	<b>8</b>	<b>17</b>	<b>244</b>	<b>283</b>	<b>-39</b>



### Membership Composition June 2024 Cumulative



### Gender Composition June 2024 Cumulative

